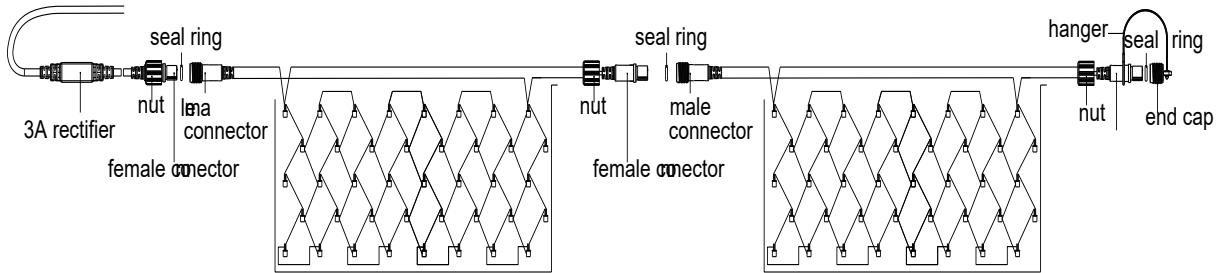


Model	Size	Voltage	LEDs/Set	Watt./Set	Lumen	IP Grade
NTL-1250-5.0*2.5 M-WW	4.0*1.6M	220V-240V~ 50-60Hz	800	Max 45W	12 Lumen/LED	IP67



**Bullet cap IP67
Transparent
cable**

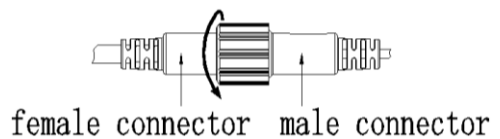
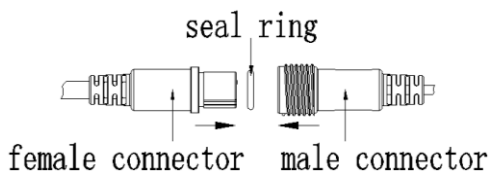
--Product Structure



--Use of Connecting male and female connectors.

1. Put the male connector into the female connector. Carefully

2. Fasten the screw cap anticlockwise

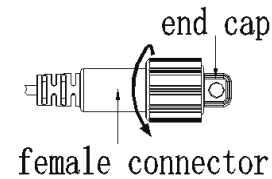
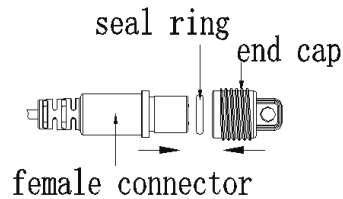


Caution: Make sure there is a seal ring between male and female connector. And the male pin must insert

the bottom of female connector and fast the screw cap. Push the provided shrink tube to ensure a safe connection for avoiding water come in.

1. Insert the end cap into the female connector carefully.

Use of connecting female connector and end cap. 2. Fasten the screw cap anticlockwise



Caution: Make sure there is a seal ring between female connector and end cap. The screw cap must lock tightly. Push the provided shrink tube to ensure a safe connection for avoiding water come in.

Warning and Precautions:

1. Should not be connected the light chain to the supply while it is in the package or in accumulation.
2. Should not be lighted while cable surface and lamp cover as well as other components are damaged.
3. Before lighting the product please make sure all the connecting ways are correct and health.
4. Never connect the product with any other electrical products.
5. Do not use metal wire to fix the light chain for avoiding damage the insulating barrier of light chain
6. Do not hang any decorative articles on the light chain.
7. Please make sure the connecting quantity not over the max. load quantity.
8. Only the same specification, same voltage light chain can connect together. Please make sure the connection firmly to avoid water come in.
9. Do not use the light chain in explosive and flammable environment.
10. Please connect the short-circuit protection when outdoor use.
11. The light chain is not a toy, please keep out of reach of small children.
12. Never move and decorate the light chain when it is switch on.
13. Please double check the product after a long time use or bad weather.
14. If this product is damaged please destroy.