


SPOT LIGHT DOWN LIGHT HOTEL LIGHTING PANEL LIGHT
INTERIOR LIGHTING EXTERIOR LIGHTING RESIDENTIAL LIGHTING PENDANT LIGHT HANGING LIGHT
BASKET LIGHT AMBIENT LIGHTING ACCENT LIGHTING OFFICE LIGHTING SOFT LIGHTS ANTI-GLARE LIGHTS
COMMERCIAL LIGHTING CEILING RECESSED & SURFACE LIGHT STRIP LIGHT
TASK LIGHT SUPERMARKET LIGHTING SHOPPING MALL LIGHTING
HOSPITALITY LIGHTING HYPERMARKET LIGHTING SHELF LIGHT
RETAIL LIGHTING TRACK LIGHT





PANEL SERIES

Panel Lights & Toffer Lights



SERIES FLAT



Housing

Unique & elegant ultra slim round luminaire perfectly complements a variety of different room concepts. The wide area luminaire delivers a uniform illumination in the room.

The comfortable light distribution and soft shadows create a cosy ambience in the interior styling.

Optic

Diffused wide beam angle

Finish



White



Black

Available other finishes on request as per the availability.

184 Indoor Catalogue - Panel Series

LED Source

Adopts high quality SMD LED as a light source with CRI: 80+ and CCT: 2700K/3000K/4000K/5000K.

Other CRI and CCT available upon request as per the availability.

Accessories

No accessories

Functions

Supplied with Non-dimmable remote driver

Dimmable option: 0-10V, Triac, Dali

Available other options upon request.

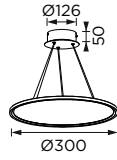
FLAT



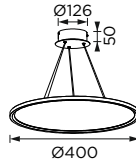
Flat Series
 Ø300/ Ø400/ Ø500/ Ø600
 Pendant Luminaire



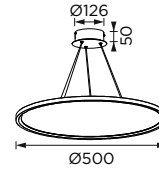
WL331010/ WL331014



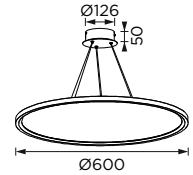
WL331011/ WL331015



WL331012/ WL331016



WL331013/ WL331017



Technical Details

Operating Temp	-20°C-+45°C
Life Time	50,000hrs
Power Factor	>0.9
Power Cable	3x0.75mm ² / L=0.5m
IP Rate	IP20
IK Protection	NA
Tilt/Rotate	NA

Order Code Example: **WL111000.02.10.30**

Product Code.Color Finish.Beam Angle.CCT

Pendant Luminaire	Product Code	Light Source	Input	Efficacy Im/W	Finish	Beam Angle	Color Temp	Driver Options
Ø300 - 10W	○ WL331010	Cree	220-240VAC	90lm	WH (02)	110° (110)	2700K (27)	On/ Off
Ø400 - 15W	WL331011				BK (04)	Down	3000K (30)	0-10V
Ø500 - 20W	WL331012						4000K (40)	Triac
Ø600 - 25W	WL331013						5000K (50)	Dali

Ø300 - 10W	○ WL331014					110° (110)		
Ø400 - 15W	WL331015					Up & Down		
Ø500 - 20W	WL331016							
Ø600 - 25W	WL331017							

SERIES TROFFER

Housing

The architectural LED troffer provides an economical and easy-to-install upgrade from linear fluorescent lighting to a long-lasting and energy-efficient LED solution. The contemporary direct/indirect design delivers a soft natural glow with even illumination and minimized glare, making it an attractive general-purpose ambient lighting.

Optic

Anti-glare designed luminaire
Wide beam angles

Finish



White



Black

Available other finishes on request as per the availability.

186 Indoor Catalogue - Panel Series

LED Source

Adopts high quality SMD LED as a light source with CRI: 80+ and CCT: 2700K/3000K/4000K/5000K.

Other CRI and CCT available upon request as per the availability.

Accessories

No accessories

Functions

Supplied with Non-dimmable remote driver

Dimmable option: 0-10V, Triac, Dali

Available other options upon request.

TROFFER



Troffer Series

597x597

Fixed Luminaire



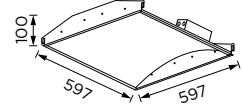
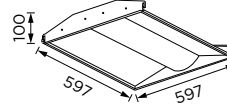
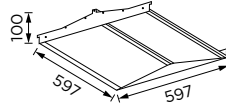
WL331006/ WL331007



WL331008/ WL331009



WL331019/ WL331020



Technical Details

Operating Temp	-20°C-+45°C
Life Time	50,000hrs
Power Factor	>0.9
Power Cable	3x0.75mm ² / L=0.5m
IP Rate	IP20
IK Protection	NA
Tilt/Rotate	NA

Order Code Example: **WL111000.02.10.30**

Product Code.Color Finish.Beam Angle.CCT

Fixed Luminaire	Product Code	Light Source	Input	Efficacy lm/W	Finish	Beam Angle	Color Temp	Driver Options
597x597- 27W - 40W	○ WL331006	Epistar	220-240VAC	100lm	WH (02) BK (04)	100° (100)	2700K (27)	On/ Off
	WL331007						3000K (30)	0-10V
597x597- 27W - 40W	○ WL331008						4000K (40)	Triac
	WL331009						5000K (50)	Dali
597x597- 27W - 40W	○ WL331019							
	WL331020							

WL331006, WL331008, WL331019-2700lm
WL331007, WL331009, WL331020-3200lm



Housing

The ultra slim LED panel light ensuring significant energy savings, is an innovative technological solution in terms of light quality and design.

Luminaire uses the latest generation of light source which provides uniformity of light and very high efficiency which enter a new visual dimension made of bright, uniform illumination and unparalleled aesthetics.

Optic

Anti glare designed luminaire
Wide beam angles

Finish



White Black

Available other finishes on request as per the availability.

188 Indoor Catalogue - Panel Series

LED Source

Adopts high quality SMD LED as a light source with CRI: 80+ and CCT: 2700K/3000K/4000K/5000K.

Other CRI and CCT available upon request as per the availability.

Accessories

Available surface mounted bracket, suspension and surface kit upon request



Surface Mounted Bracket

Surface Kit

Suspension Kit

Functions

Supplied with Non-dimmable remote driver
Dimmable option: 0-10V, Triac, Dali
Available other options upon request.

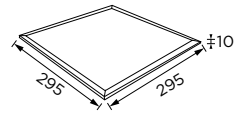
VAIBS



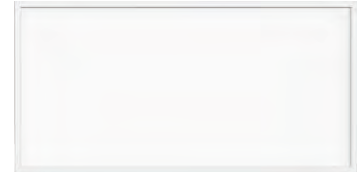
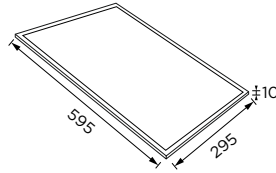
Vaibs Series

295x295/ 295x595/ 295x1195

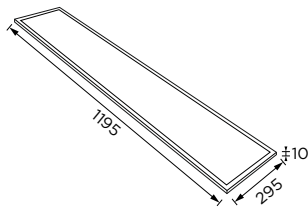
Recessed, Surface & Pendant Luminaire



WL331021



WL331022



WL331001

Technical Details

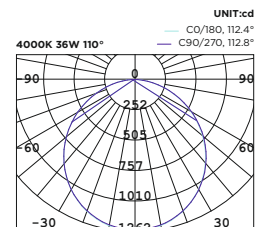
Operating Temp	-20°C-+45°C
Life Time	50,000hrs
Power Factor	>0.9
Power Cable	3x0.75mm ² / L=0.5m
IP Rate	IP40/ IP65
IK Protection	NA
Tilt/Rotate	NA

Order Code Example: **WL111000.02.10.30**

Product Code.Color Finish.Beam Angle.CCT

Recessed, Surface & Pendant Luminaire	Product Code	Light Source	Input	Efficacy Im/W	Finish	Beam Angle	Color Temp	Driver Options
295x295 - 18W	□ WL331021	Epistar	220-240VAC	70-89lm	WH (02)	110° (110)	2700K (27)	On/ Off
295x595 - 22W	WL331022				BK (04)	75° (75) @	3000K (30)	0-10V
295x1195 - 36W	WL331001					UGR	4000K (40) 5000K (50)	Triac Dali

WL331021-1260lm/ WL331022-1650lm/ WL331001-3200lm



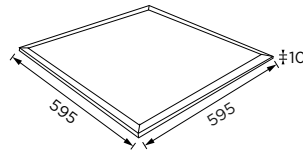
VAIBS



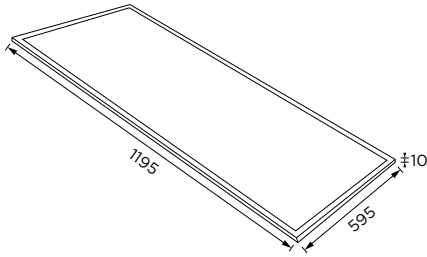
Vaibs Series

595x595/ 595x1195

Recessed, Surface & Pendant Luminaire □



WL331000/ WL331003 (IP65)



WL331002

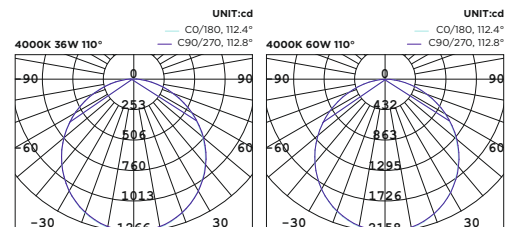
Technical Details

Operating Temp	-20°C-+45°C
Life Time	50,000hrs
Power Factor	>0.9
Power Cable	3x0.75mm ² / L=0.5m
IP Rate	IP40/ IP65
IK Protection	NA
Tilt/Rotate	NA

Order Code Example: **WL111000.02.10.30**

Product Code.Color Finish.Beam Angle.CCT

Recessed, Surface & Pendant Luminaire	Product Code	Light Source	Input	Efficacy Im/W	Finish	Beam Angle	Color Temp	Driver Options
595x595 - 36W □	WL331000	Epistar	220-240VAC	88-90lm	WH (02)	110° (110)	2700K (27)	On/ Off
- 36W	WL331003 (IP65)				BK (04)	75° (75) @	3000K (30)	0-10V
595x1195 - 60W	WL331002					UGR	4000K (40) 5000K (50)	Triac Dali



WL331000, WL331003-3200lm/ WL331002-5400lm



SPOT LIGHT DOWN LIGHT HOTEL LIGHTING PANEL LIGHT
INTERIOR LIGHTING EXTERIOR LIGHTING RESIDENTIAL LIGHTING PENDANT LIGHT HANGING LIGHT
BACKLIT PANEL AMBIENT LIGHTING ACCENT LIGHTING OFFICE LIGHTING SOFT LIGHTS ANTI-GLARE LIGHTS
COMMERCIAL LIGHTING CEILING RECESSED & SURFACE LIGHT STRIP LIGHT
TASK LIGHT SUPERMARKET LIGHTING SHOPPING MALL LIGHTING
HOSPITALITY LIGHTING HYPERMARKET LIGHTING SHELF LIGHT
RETAIL LIGHTING TRACK LIGHT



Housing

The technology of backlit led panel light consist the led light source SDCM3 on the back of the luminaire which make some distance between the light source and the panel, which help to create uniform light illumination and perfect lighting environment in the room.

The source does not cause risk due to normal operating limitations on exposure (RG1). Certified with ENEC.

Optic

Anti glare designed luminaire
Wide beam angles

Finish



White



Black

Available other finishes on request as per the availability.

192 Indoor Catalogue - Panel Series

LED Source

Adopts high quality SMD LED as a light source with CRI: 80+ and CCT: 2700K/3000K/4000K/5000K.

Other CRI and CCT available upon request as per the availability.

Accessories

Available surface mounted bracket, suspension and surface kit upon request



Surface Mounted Bracket



Surface Kit



Suspension Kit

Functions

Supplied with Non-dimmable remote driver

Dimmable option: 0-10V, Triac, Dali

Available other options upon request.

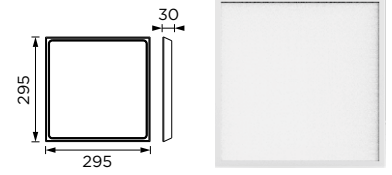
BACKLIT



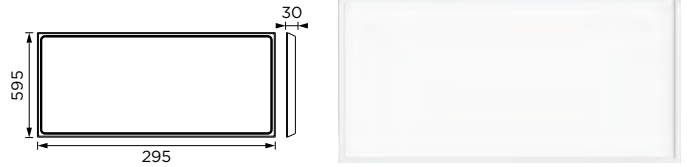
Backlit Series

295x295/ 295x595/ 295x1195

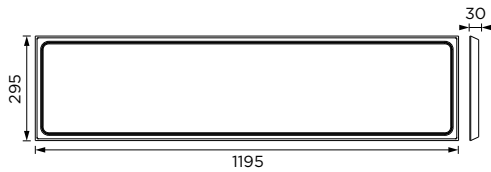
Recessed, Surface & Pendant Luminaire



WMR-3030-XX-18-60/54
WMR-3030-XX-18-95/54



WMR-6030-XX-22-75/54
WMR-6030-XX-22-95/54



WMR-12030-XX-36-120/54

Technical Details

Operating Temp	-20°C+45°C
Life Time	50,000hrs
Power Factor	>0.9
Power Cable	3x0.75mm ² / L=0.5m
IP Rate	IP54
IK Protection	NA
Tilt/Rotate	NA

Order Code Example: **WL111000.02.10.30**

Product Code.Color Finish.Beam Angle.CCT

Recessed, Surface & Pendant Luminaire	Product Code	Input	Efficacy lm/W	Finish	Beam Angle	Color Temp	Driver Options
295x295 - 18W	WMR-3030-XX-18-60/54	220-240VAC	60lm	WH (02) BK (04)	110° (110)	2700K (27)	On/ Off
	WMR-3030-XX-18-95/54		95lm			3000K (30)	0-10V
295x595 - 22W	WMR-6030-XX-22-75/54		75lm			4000K (40)	Triac
	WMR-6030-XX-22-95/54		95lm			5000K (50)	Dali
295x1195 - 36W	WMR-12030-XX-36-120/54		120lm				

WMR-3030-XX-18-60/54-1080lm/ WMR-3030-XX-18-95/54-1710lm
WMR-6030-XX-22-75/54-1650lm/ WMR-6030-XX-22-95/54-2090lm
WMR-12030-XX-36-120/54-4320lm

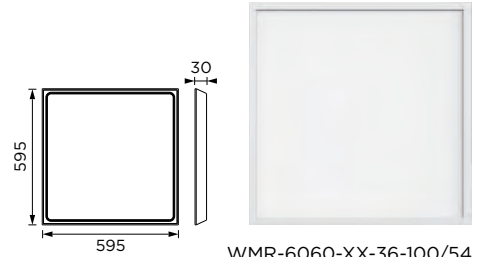
BACKLIT



Backlit Series

595x595/ 595x1195

Recessed, Surface & Pendant Luminaire □



WMR-6060-XX-36-100/54
 WMR-6060-XX-36-120/54
 WMR-6060-XX-40-120/54
 WMR-6060-XX-25-140/54
 WMR-6060-XX-36-140/54
 WMR-6060-XX-40-140/54



WMR-12060-XX-60-120/54

Technical Details

Operating Temp	-20°C-+45°C
Life Time	50,000hrs
Power Factor	>0.9
Power Cable	3x0.75mm ² / L=0.5m
IP Rate	IP54
IK Protection	NA
Tilt/Rotate	NA

Order Code Example: **WL111000.02.10.30**

Product Code.Color Finish.Beam Angle.CCT

Recessed, Surface & Pendant Luminaire	Product Code	Input	Efficacy lm/W	Finish	Beam Angle	Color Temp	Driver Options
595x595 - 36W □	WMR-6060-XX-36-100/54	220-240VAC	100lm	WH (02) BK (04)	110° (110)	2700K (27) 3000K (30) 4000K (40) 5000K (50)	On/ Off 0-10V Triac Dali
595x595 - 36W □	WMR-6060-XX-36-120/54		120lm				
- 40W □	WMR-6060-XX-40-120/54						
595x595 - 25W □	WMR-6060-XX-25-140/54		140lm				
- 36W □	WMR-6060-XX-36-140/54						
- 40W □	WMR-6060-XX-40-140/54						
595x1195 - 60W □	WMR-12060-XX-60-120/54		120lm				

WMR-6060-XX-36-100/54-3600lm
 WMR-6060-XX-36-120/54-4320lm/ WMR-6060-XX-40-120/54-4800lm
 WMR-6060-XX-25-140/54-3500lm/ WMR-6060-XX-36-140/54-5040lm/ WMR-6060-XX-40-140/54-5600lm
 WMR-12060-XX-60-120/54-7200lm



SPOT LIGHT DOWN LIGHT HOTEL LIGHTING PANEL LIGHT
INTERIOR LIGHTING EXTERIOR LIGHTING RESIDENTIAL LIGHTING PENDANT LIGHT HANGING LIGHT
BACKLIT PANEL AMBIENT LIGHTING OFFICE LIGHTING ANTI-GLARE LIGHTS
COMMERCIAL LIGHTING CEILING RECESSED & SURFACE LIGHT STRIP LIGHT
TASK LIGHT SUPERMARKET LIGHTING SHOPPING MALL LIGHTING
HOSPITALITY LIGHTING HYPERMARKET LIGHTING SHELF LIGHT
RETAIL LIGHTING TRACK LIGHT